


Screw Clamp Sliding Link Terminal Block with Shorting Jumper Functionality


Terminal blocks for test and measurement circuits

with UL94V-0 polyamide insulating body


- universal mounting onto both PR/DIN and PR/3 type rails - according to IEC 60715 Std., "G32" and "TH/35" types
- available in grey RAL 7042 and beige RAL 1001 colours



(*) For the simple cross-connection between adjoining terminal blocks the multiple common bar shall be used together with cross-connection screw and sleeves. The interposing barrier located in the insulating body of the terminal block shall be removed with the aid of a cutter



Disconnect test terminal block that allows longitudinal and transversal disconnection. Configuration provided with **test plug socket** downstream and upstream the slide link, conforming to ENEL LV27/3 specification



Disconnect test terminal block that allows longitudinal and transversal disconnection. Configuration provided with **test plug socket** upstream and a **short circuit sleeve downstream the slide link** (for short circuit plates type SCB/6/PO/2 or SCB/6/PO/4, supplied separately), conforming to ENEL LV27/2 specification

The /GR tag indicates the grey colour version.

grey version
beige version
(Ex)i version
TECHNICAL CHARACTERISTICS
function / type
rated cross-section (mm²)
connecting capacity
flexible (mm²)
rigid (mm²)
max. flexible with ferrule (mm²)-ferrule type
rated voltage / rated current / gauge conf. to IEC 60947-7-1
rated voltage / rated current / AWG / tightening torque value UL (Ex e) rated voltage (V)
rated impulse withstand voltage / pollution degree
insulation stripping length (mm)
tightening torque value (test / max) (Nm)
height / width / thickness TH/35 7,5 mm
height / width / thickness TH/35 15 mm
height / width / thickness G32

SCB.6/GR	Cat. No. SB200GR
SCB.6	Cat. No. SB200
function / type	disconnect by slide-link
rated cross-section (mm²)	6
connecting capacity	
flexible (mm²)	0,5 ÷ 10
rigid (mm²)	0,5 ÷ 10
max. flexible with ferrule (mm²)-ferrule type	6 - WP60/20
rated voltage / rated current / gauge	800 V / 41 A / A5
rated voltage / rated current / AWG / tightening torque value	600 V / 47 A / 20-8 AWG / 13,3 lb.in.
(Ex e) rated voltage (V)	-
rated impulse withstand voltage / pollution degree	8 KV / 3
insulation stripping length (mm)	12
tightening torque value (test / max) (Nm)	0,8 / 1,4
height / width / thickness TH/35 7,5 mm	65 / 69 / 8
height / width / thickness TH/35 15 mm	73 / 69 / 8
height / width / thickness G32	68 / 69 / 8

SCB.6/DD/GR	Cat. No. SB210GR
SCB.6/DD	Cat. No. SB210
function / type	disconnect by slide-link special configuration for voltmetric circuits
rated cross-section (mm²)	6
connecting capacity	
flexible (mm²)	0,5 ÷ 10
rigid (mm²)	0,5 ÷ 10
max. flexible with ferrule (mm²)-ferrule type	6 - WP60/20
rated voltage / rated current / gauge	800 V / 41 A / A5
rated voltage / rated current / AWG / tightening torque value	-
(Ex e) rated voltage (V)	-
rated impulse withstand voltage / pollution degree	8 KV / 3
insulation stripping length (mm)	12
tightening torque value (test / max) (Nm)	0,8 / 1,4
height / width / thickness TH/35 7,5 mm	76 / 69 / 8
height / width / thickness TH/35 15 mm	84 / 69 / 8
height / width / thickness G32	79 / 69 / 8

SCB.6/CD/GR	Cat. No. SB220GR
SCB.6/CD	Cat. No. SB220
function / type	disconnect by slide-link special configuration for amperometric circuits
rated cross-section (mm²)	6
connecting capacity	
flexible (mm²)	0,5 ÷ 10
rigid (mm²)	0,5 ÷ 10
max. flexible with ferrule (mm²)-ferrule type	6 - WP60/20
rated voltage / rated current / gauge	800 V / 41 A / A5
rated voltage / rated current / AWG / tightening torque value	-
(Ex e) rated voltage (V)	-
rated impulse withstand voltage / pollution degree	8 KV / 3
insulation stripping length (mm)	12
tightening torque value (test / max) (Nm)	0,8 / 1,4
height / width / thickness TH/35 7,5 mm	77 / 69 / 8
height / width / thickness TH/35 15 mm	85 / 69 / 8
height / width / thickness G32	80 / 69 / 8

APPROVALS



Other approvals referring to terminal block SCB.6



Other approvals referring to terminal block SCB.6

ACCESSORIES	
End sections	grey beige blue
Permanent cross connection (pre-assembled) (*) intrinsically IPXXB protected once mounted)	
Switchable cross connection	
Multiple common bar	250 mm
Shunting screw and sleeve	
Coloured partition	red, green, white
Cross connection barrier	red
Test plug socket	
Test plug	
Numbering strip	
Cover for cross-connection	
Short-circuit plate	between 2 adjoining terminal blocks between 4 adjoining terminal blocks
Brass conducting cylinder	
Screw and sleeve	
Screw and sleeve with red socket	
Marking tag	printed or blank
End bracket	
Mounting rail according to IEC 60715 Std.	

Type	Cat. No.
SCB/6/PT/GR	SB201GR
SCB/6/PT	SB201
POF/57	POF57
-	-
PMP/13	PMP13
CPM/57	CPM57
DFU/6	DU06..
-	-
PSD/P	PD015
SDD/2	DD002
-	-
-	-
SCB/6/PO/2	SB203
SCB/6/PO/4	SB204
SFC/CO	FC102
SCB/6/CPM	SB205
SCB/6/CPM/R	SB205R
CNU/8/51	NU0851
BTU for PR/DIN and PR/3	BT005
BT/DIN/PO for PR/DIN only	BT001
BT/3-BTO for PR/3 only	BT003-BT007
PR/DIN/AC of steel	PR001
PR/DIN/AS same with slots	PR004
PR/DIN/AL of aluminium	PR002
PR/3/AC for PR/DIN and PR/3	PR003
PR/3/AS same with slots	PR005

Type	Cat. No.
SCB/6/PT/GR	SB201GR
SCB/6/PT	SB201
POF/57	POF57
-	-
PMP/13	PMP13
CPM/57	CPM57
DFU/6	DU06..
-	-
SDD/2	DD002
-	-
-	-
SCB/6/PO/2	SB203
SCB/6/PO/4	SB204
SFC/CO	FC102
SCB/6/CPM	SB205
SCB/6/CPM/R	SB205R
CNU/8/51	NU0851
BTU for PR/DIN and PR/3	BT005
BT/DIN/PO for PR/DIN only	BT001
BT/3-BTO for PR/3 only	BT003-BT007
PR/DIN/AC of steel	PR001
PR/DIN/AS same with slots	PR004
PR/DIN/AL of aluminium	PR002
PR/3/AC for PR/DIN and PR/3	PR003
PR/3/AS same with slots	PR005

Type	Cat. No.
SCB/6/PT/GR	SB201GR
SCB/6/PT	SB201
POF/57	POF57
-	-
PMP/13	PMP13
CPM/57	CPM57
DFU/6	DU06..
-	-
SDD/2	DD002
-	-
-	-
SCB/6/PO/2	SB203
SCB/6/PO/4	SB204
-	-
SCB/6/CPM/R	SB205R
CNU/8/51	NU0851
BTU for PR/DIN and PR/3	BT005
BT/DIN/PO for PR/DIN only	BT001
BT/3-BTO for PR/3 only	BT003-BT007
PR/DIN/AC of steel	PR001
PR/DIN/AS same with slots	PR004
PR/DIN/AL of aluminium	PR002
PR/3/AC for PR/DIN and PR/3	PR003
PR/3/AS same with slots	PR005